

# 2024 ENVIRONMENTAL REPORT



**SUMITOMO RUBBER AKO**  
Lastik Sanayi ve Ticaret A.Ş.



## Contents

## Page

1. Company Policy	3
2. Company Profile	4
3. Environmental Policy	5
4. Certificates	6-7
5. Environmental Performance	8
6. Environmental Performance Assesment and Measures	9
7. Energy Management	10-12
8. Waste Management	13
9. Water Management	14
10. Wastewater and Emission Monitoring	15
11. Social Responsibilities Project	16-25



**SUMITOMO RUBBER AKO**  
**Lastik Sanayi ve Ticaret A.Ş.**

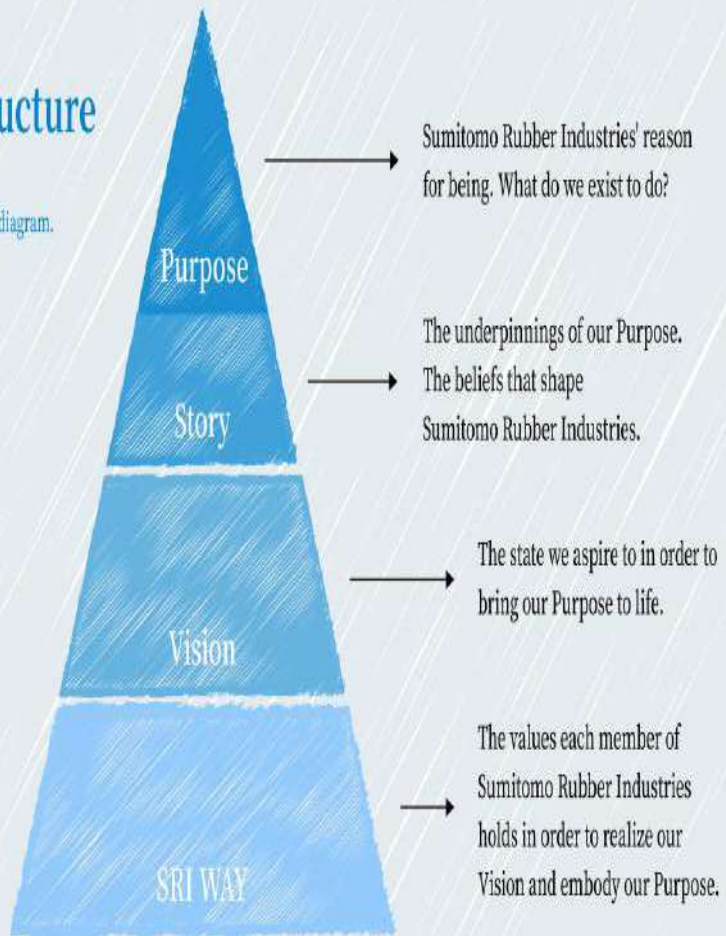




## SRI PHILOSOPHY

### Our Philosophy Structure

Our Philosophy is structured as shown in this diagram.





## COMPANY PROFILE

Company Name	SUMITOMO RUBBER AKO TIRE INDUSTRY AND TRADE CO. INC.
Headquarter	Yakinkent Org. San. Bölğ. 1. Cad. No.:1 Tüney Köyü Mevkii Çankırı
Establishment Date	Feb. 2013
Field of Activity	Production and sales of radial tyres (PC/LT)
Investment Capital	Approx. 500 million USD
Joint Venture	Sumitomo Rubber Industries Ltd.: 80% Abdulkadir Özcan Lastik Sanayi ve Ticaret A.Ş :20%
Start of Production	June 2015
Theoretical Production Capacity	30K pcs tyre/day
Employee Number	2.650 Employee

# ISO 14001 ENVIRONMENT POLICY

## ❖ SUMITOMO RUBBER AKO Lastik Sanayi ve Ticaret A.Ş.

### ENVIRONMENT POLICY

As Sumitomo Rubber AKO Lastik Sanayi ve Ticaret A.Ş (SAT), we aim to prioritise the environment in our business activities in order to protect the health of our employees and leave future generations with better life opportunities and a safer, more livable world.

In the course of our business of producing and selling "DUNLOP" and "FALKEN" brand tyres, we are committed to environmental management based on the following policies;

- ❖ We will set environmental targets within our environmental management system.
- ❖ We will prevent pollution and reduce environmental risks by controlling the impact of our business activities on the environment.
- ❖ We will follow up on our company's environmental performance, regularly review its environmental targets and promote the continuous improvement of its environmental management system.
- ❖ We will use the best possible technology in the use of resources and energy, taking sustainability into consideration.
- ❖ We will work to mitigate climate change and reduce our company's impact on climate change through activities such as the reduction of CO2 emissions.
- ❖ We will comply with environmental legal obligations, national and international legal standards, internal regulations and other obligations.
- ❖ We will conduct activities to raise environmental awareness among employees,

We will ensure that our environmental policy is announced to all employees and spread to everyone

November 1st, 2023

President &CEO

Toshihiko KOMATSU



# SUMITOMO RUBBER AKO CERTIFICATES



ISO 14001:2015




ISO 45001:2018



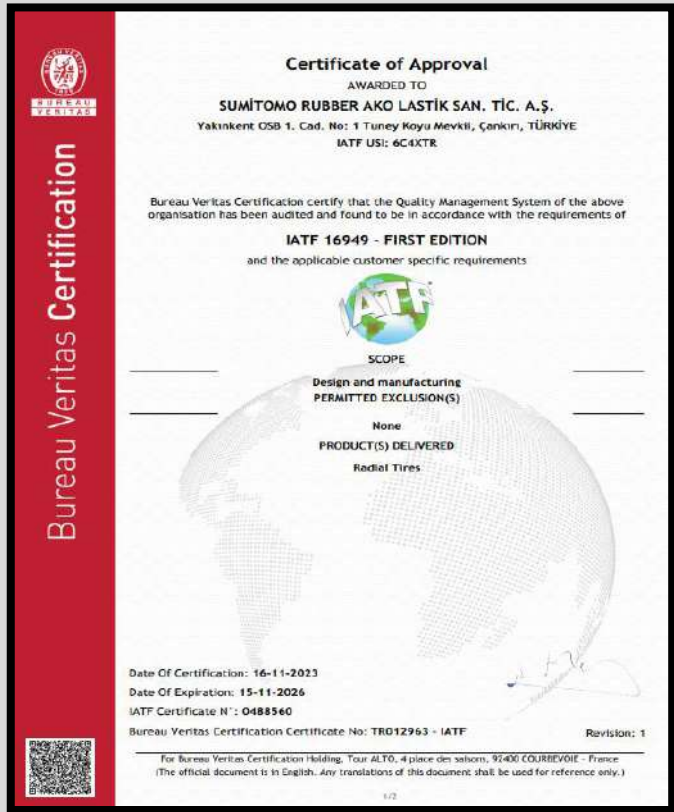
ISO 50001:2018





**ISO 9001:2015**

**IATF 16949:2016**



# ENVIRONMENTAL PERFORMANCE

	Environmental Policy	Target of 2023	Target value	Evaluation of achievement
1	Creating a Low-Carbon Society	Specific crude oil equivalent energy consumption	1% reduction VS 2022 (878,24 KL/kg → 869,46 KL/kg)	+ 1,5 % (882,5 KL/kg)
		CO2 emission at our factories(total)	25,38% reduction VS 2017 (2451,32 tCO2/kg → 1829,17 tCO2/kg)	- 66 % 613,79 tCO2/kg
2	Building a Recycling-Oriented Society	Basic unit of amount of Waste Discharged (Excluding Valuables)	1% reduction VS 2022 (39,3 kg/t→38,9 kg/t)	+ 26 % (49 kg/t)
		Complete Zero Waste Disposal	0	0
3	Conservation of water resources	Basic unit of water usage	1% reduction VS 2022 (11,12 m3/ton →11 m3/ton)	+17,58 % (12,94 m3/ton)

In 2023, the reduction on CO2 emission were continued.



# ENVIRONMENTAL PERFORMANCE ASSESSMENT AND MEASURES

**Energy Usage Basic Unit:** 1.5% over the target

**Reason:** Reduced production (2.5% decrease compared to the previous year)

**Measures:** Since the total amount has decreased due to energy conservation activities, aim to continue activities and achieve budgeted production volume.

**Waste without Sales Basic Unit:** 26% over the target

**Reason:** Wastes that had been sold could no longer be sold.

**Measures:** Although the absolute amount, including valuables, has decreased, will also consider selling wastes that are not for sale.

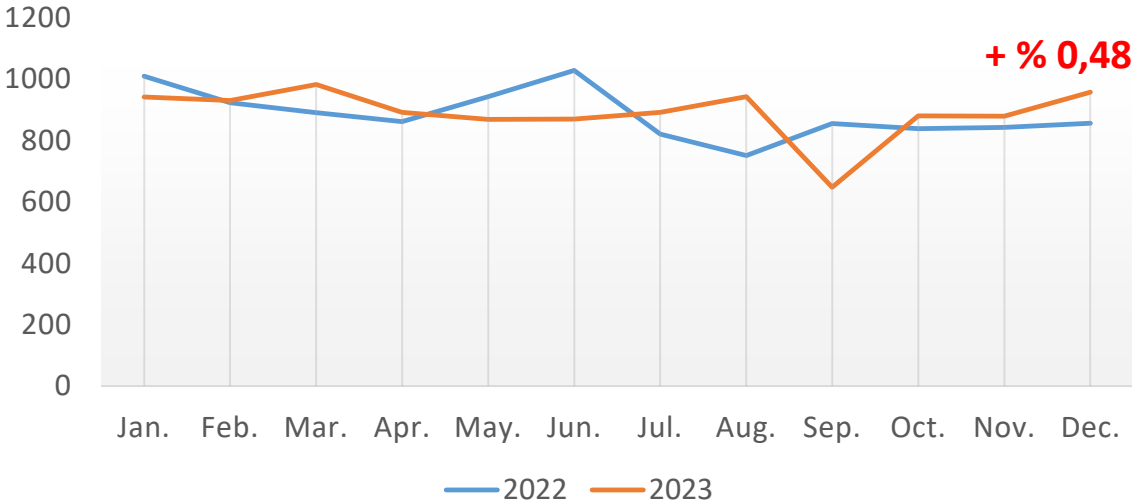
**Water Usage Basic Unit:** 17.58% over the target

**Reason:** Deterioration of water intake efficiency due to not replacing the RO filter.

**Measures:** Filters will be replaced every two years, so it is expected to improve in 2024.

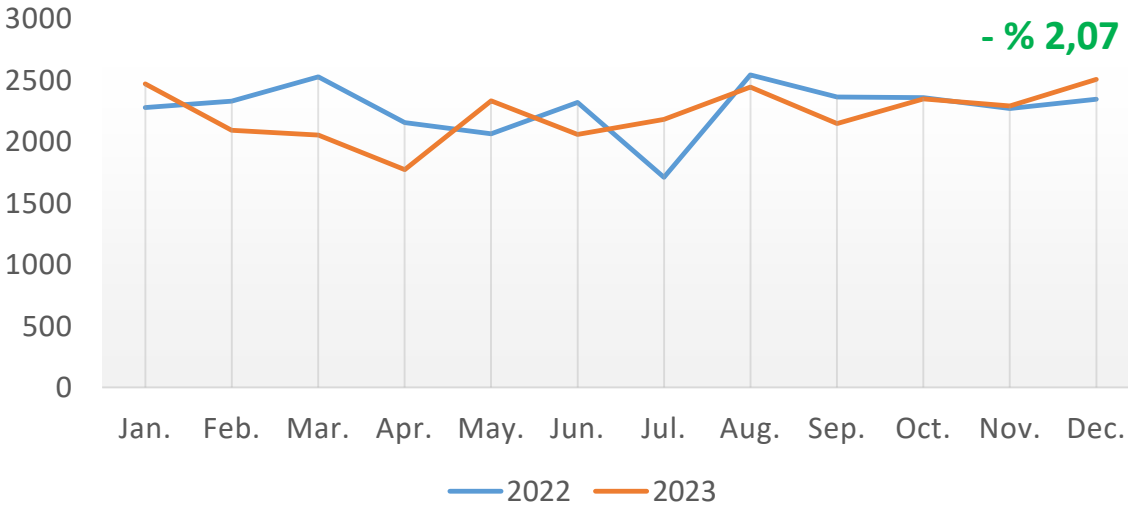
# ENERGY MANAGEMENT

Energy Usage Basic Unit (KL/ kg)



Energy usage basic unit; 0,48 % increase compared to 2022 and 1.5% increase compared to 2023 target.

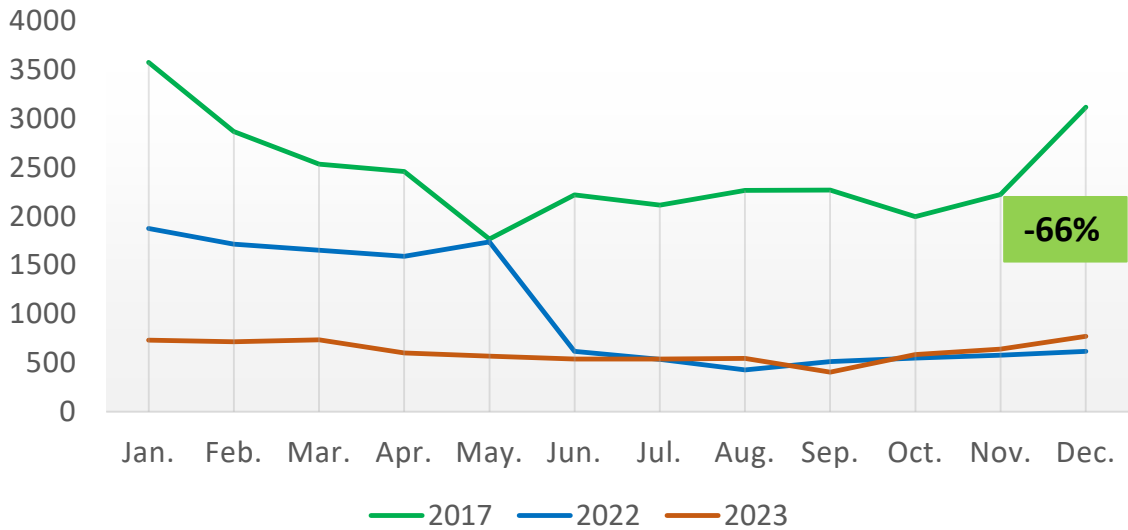
Energy Usage (KL)



Energy usage; -2.07% decrease compared to 2022 and -1,08% decrease compared to 2023 target.

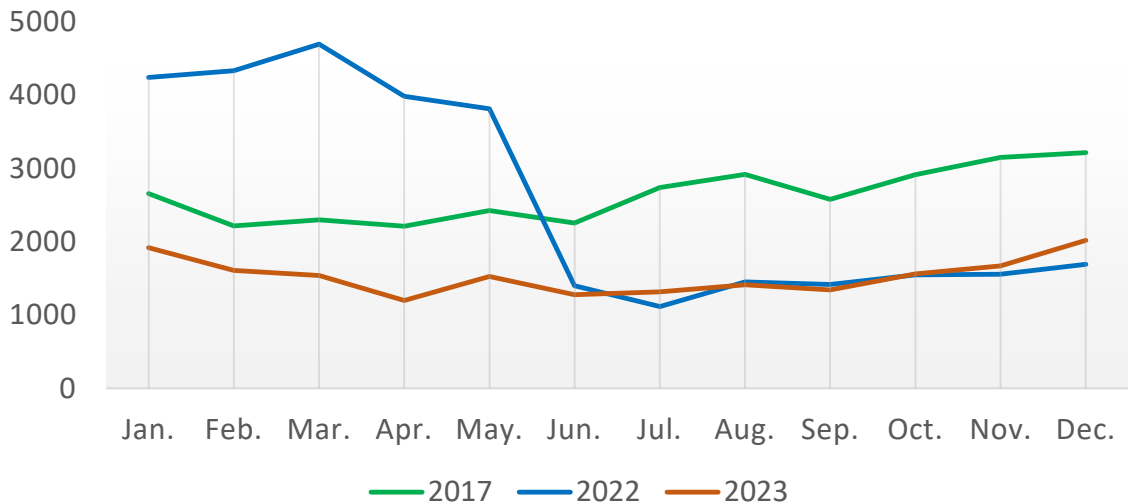


## CO2 Emission (t-CO<sub>2</sub>/kg)



**CO<sub>2</sub> Emission Basic Unit (t-CO<sub>2</sub>/kg)**  
 -39.63 % decrease compared to 2022.  
 -66 % decrease compared to 2023 target.

## CO2 Emission (t-CO<sub>2</sub>)



**CO<sub>2</sub> Emission (t-CO<sub>2</sub>)**  
 -41,16 % decrease compared to 2022.  
 -22 % decrease compared to 2023 target.

*\*\*Compared to 2017, the target for 2023 is to decrease by 25.38%.*



### TYRE STORAGE SENSOR LED REPLACEMENT

### MIXER 1-2-3 ve MIXER 4-5 LED REPLACEMENT

LED luminaires with sensors were installed in the warehouses.

LED luminaires were installed in the mixer building.



### CW1 COOLING WATER SECOND PUMP REPLACEMENT

The inefficient pump was replaced with a new pump suitable for the system (vertical shaft pump) (Energy savings were achieved)

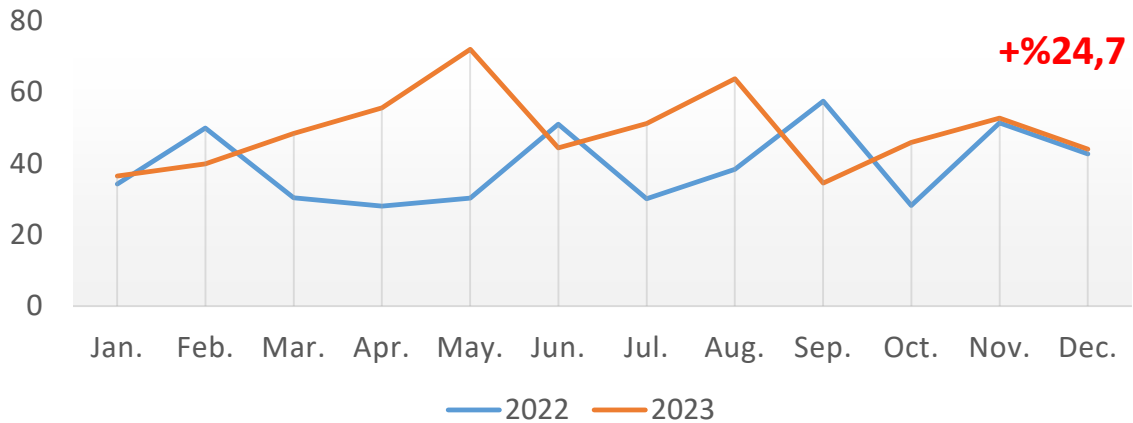


### COOLING TOWERS (CW) FAN REPLACEMENT

Changed from traditional type aluminium cooling tower fan to FRP type (Fiberglass Reinforced Plastic) fan.

# WASTE MANAGEMENT

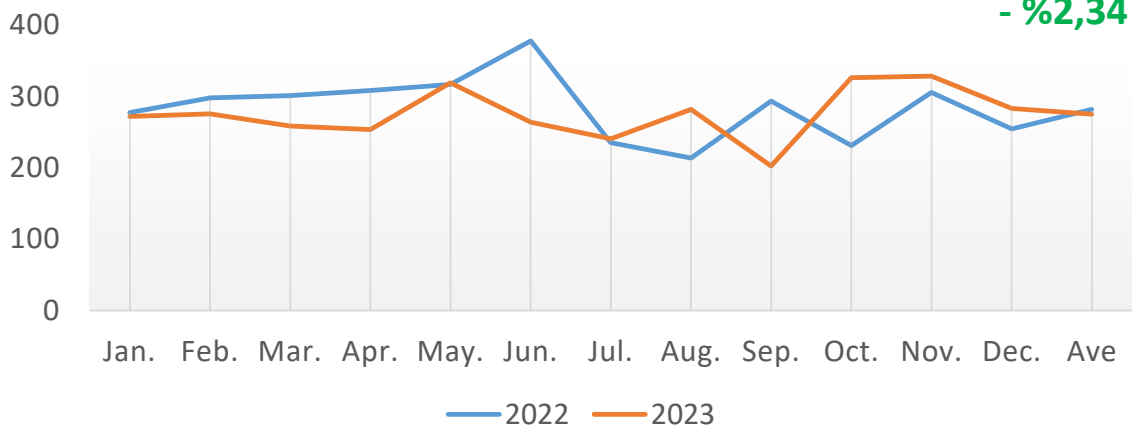
Wastes without Sales Basic Unit (kg/t)



Wastes without Sales Basic Unit ( kg / t ]

+24.7 % increase compared to 2022 and +26 % increase compared to the target.

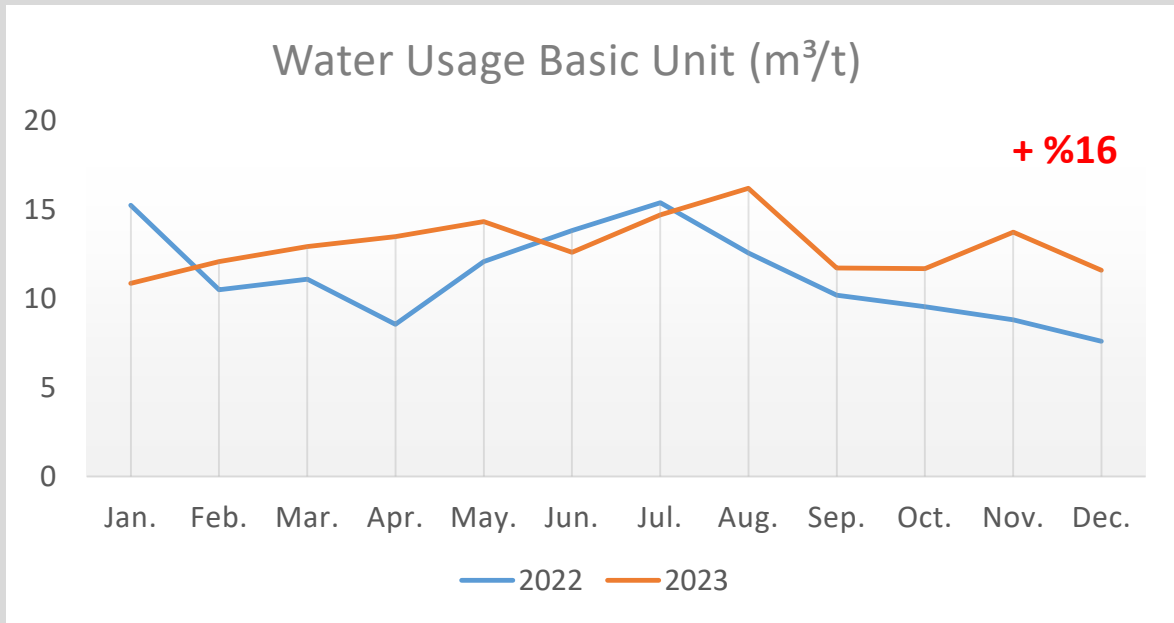
Waste (Wastes +Sales) Basic Unit (kg/t)



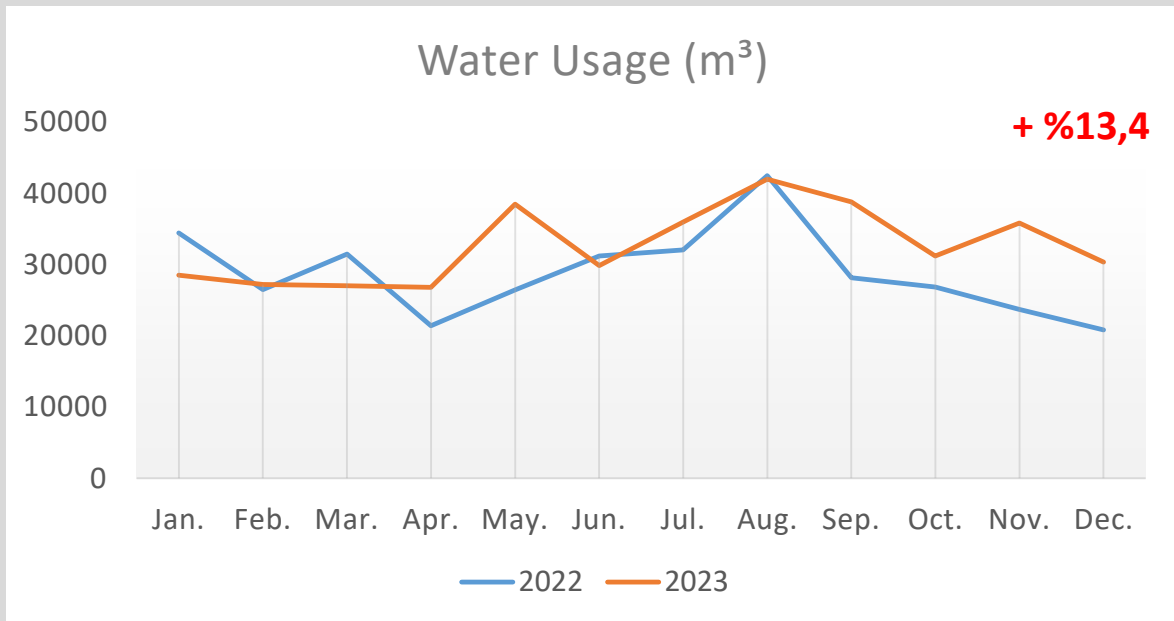
Waste (Wastes + Sales) Basic Unit ( kg / t ]

There is a decrease of -2.34 % compared to 2022 and -1.35 % compared to the target.

# WATER MANAGEMENT



In 2023, there is a 16% increase in water use basic compared to 2022. There is an increase of 17.58% compared to the 2023 target.



In 2023, there is an 13,4 % increase in water use compared to 2022. There is an increase of 14.58% compared to the 2023 target.



# WASTEWATER AND EMISSION MONITORING

◆ SUMITOMO RUBBER AKO Lastik Sanayi ve Ticaret A.Ş.

	Facility	Item	Unit	Regulation Value	FY 2023 results			Legislation to verify the regulation value
					Min.	Max.	Ave.	
Emission to the atmosphere	Boiler	SOx	mg/m3	100	0	0	0	Industrial air pollution control regulation addition 2 (Turkey regulation)
		Nox	mg/m3	800	38	162,5	108,9	
		Dust, Particulate matter	g/Nm3	10	0,38	6,85	2,68	
Drainage	Waste water	BOD	mg/L	50	12,6	57	23,1	Water pollution control regulations Table 21.1 (Turkey regulation)
		SS	mg/L	60	0	53	16,66	
		Ph		6.0 - 9 .0	6,62	8,17	7,58	
		Oil content	mg/L					

We kept our boiler emission and wastewater discharge pollution values within the legal limits in 2023.

*\*\*In April, BOD exceeded legal limit values. Provincial Directorate of Environment, Urbanization and Climate Change is notified in accordance with Article 4 of the Communiqué on Sampling and Analysis Methods of the Water Pollution Control Regulation, which entered into force after being published in the Official Gazette dated 10.10.2009 and numbered 27372 "(13) In case the sample taken in internal monitoring is not appropriate, the Provincial Directorate of Environment, Urbanization and Climate Change is informed and two more samples are taken within ten working days following the sampling date and the average of three analysis results is taken. In line with the provisions of "If the average meets the standards, no penal action will be taken", our sample results below have met the legal limit values.  
Sample 1: 57 mg/L Sample 2 : 25 mg/L Sample 3: 25 mg/L  
Average : 35.6 mg/L (The average meets the legal limit values.)*



## Environmental Awareness Training



We have provided environmental awareness training to all newly hired personnel and existing personnel.




## Environmental Awareness Training Exam





## Energy Saving Training



Energy training is provided to newly recruited personnel.



# Energy Newspaper

27 MART 2023

SAYI 23  
BEDELİ: 1 ADET LAMBA KAPATMAK

## GAZETE ENERJİ

ENERJİNİZ TASARRUFLU, GÜLÜŞÜNÜZ BOL OLSUN. (1. Sayfa)

### Genel Yayın Yönetmeninden

#### Mesaj:

VUGAR (SS) MAHMUDOĞ

Sevgili okur,  
SAT fabrikasında Enerji Verimliliğinin iyileşmesi ve enerji tasarruf bilincinin yükselmesini amaçlayan gazetemizin yeni sayısıyla karşınıza çıktık. Diğer sayılarda olduğu gibi bu sayımızda da mizah içeriklerine yer vererek, sizlerin okurken aynı zamanda eğlenmenizi temenni ederiz. Yüzünüzden gülüş eksik olmasın.



### HAVA DURUMU: SAT'TA GÜNEŞLİ GÜNLER DEVAM EDECEK

Ünite 8,7,6 ardından güneşli hava ünitelere doğru devam etmektedir. Uzun süre çatı aydınlatmaları önünü kapatan Floresan bulutları dağılarak, yerini LED güneşine bıraktı. Ünite 1-5 ve Toppingi aydınlatan LED güneşli havanın yılın ilk yarısında Lastik depolara doğru devam edeceği beklenmektedir. Yılın ikinci yarısında Mixer binasına kadar ulaşacağı öngörülen LED ışınlarının çok uzun bir süre SAT'ı aydınlatacağı uzmanlarca onaylanmaktadır.



### MUSTAFA (SM) ARTIK

Hava Kaçağı;  
Hava bedava su bedava!!!  
Keşke öyle olsa...  
Hava Allah'ın havası, kaynak sınırsız ve bedava doğru ama o havayı olduğu gibi makinelerde kullanamıyoruz. Keşke yetse!  
Hava konusunda kısır bir döngü içindeyiz!  
Havayı sıkıştırmamız, sıkıştırmak için Kompresörleri kullanmamız lazım. Kompresörler de elektrik motorları ile çalışan ekipmanlardır. Elektrik motorları da malum elektrik enerjisi ile çalışıyorlar. Örneğin 1 tane Kompresörümüz 1 saatte 710 kW elektrik harcar



### ÇANKIRI'NIN HAVASI NEREDEN GELİYOR?

Evlerimizde ise 1 saatte 1,5-2 kW'lık elektrik harcıyoruz. Sadece havayı makinelerde kullanabilir hale getirmek için yaklaşık 470 dairenin harcadığı elektriği kullanıyoruz. 470 daire de şu an Çankırı'nın en gözde sitesi olan Paflagonya sitesinin neredeyse tamamı kadar ve sadece Kompresörlerimize koca bir sitenin elektriğini kullanıyoruz. Hava kaçağı ile elektriğinin ne alakası var diye soru gelebilir aklınızda! Pnömatik hortumlarını hepiniz biliyorsunuz. Makinelerde ki Mavi ve Beyaz hortumlar... Biz fabrika genelinde 6 bar basınçta hava kullanıyoruz ve 1 günde ortalama 160 000 m3 hava tüketiyoruz. Yani dakikada 113 m3 o da 113 000 litre hava ediyor. Bu hortumlarda ki 0,5mm bir delik ya da fittiglerde ki kaçak 1 dakikada 16 litre hava ediyor. Bu kaçaklardan binlerce olduğunu düşünün... İnanılmaz bir sonuç çıkar. Şu an SAT'ta ki Hava kaçağımızın oranı %28! Bu oran o kadar büyük bir kayıp ki 4 tane kompresörümüz olsa 1 tanesi sadece kaçaklara çalışıyor. Yani 1 kompresörü çalıştırıp havaya çalıştırabiliyoruz.



### REKLAM AMAÇLI DEĞİLDİR.

Bu da elektrik tüketiminde de Paflagonya Sitesinin 1 bloğunun tüm lambalarının sürekli açık bırakılması anlamına geliyor! Basit bir havanın bize yaptıklarını bakar mısınız? Enerjinin her türlüünde israftan kaçınmak lazım! Ama havada ki kaçak o kadar boşuna giden bir maliyet kil Yıllardır hava ile çetin bir savaşın içindeyiz. %13'e kadar düşürdük ama yine bize galip geldi. Ünit 1-2'de ki üretim duruşunu bu anlamda fırsat bildik, şu an savaşta bir adım öndeyiz! Zafer yakındır!

### FARKINDA OL!

- \* 2022 yılında gerçekleşen Enerji Tasarruf Kaizenlerinin toplam verimi 2 Milyon TL'e ulaştı.
- \* 2022 Yılında toplam 15 adet Enerji Kaizeni gerçekleştirildi.
- \* 2022 yılında Enerji maliyetlerine %400'e yakın zam geldi.
- \* 1 Adet Ofis Klimasının aylık tüketimi 5700 TL'dir.
- \* 1 Adet masaüstü bilgisayarın aylık tüketimi 30 TL'dir.
- \* 1 Adet aydınlatmanın aylık maliyeti 120 TL'dir.

### KÖŞE YAZISI KONUĞUMUZ: SERKAN (SM) ÖZON

Enerjide tutum, sınırlı enerji kaynağının en verimli biçimde kullanımımızdır.



- \* Gereksiz enerji tüketiminin ve kayıplarının azaltılmasıdır.
- \* Enerjide tutum aynı işi daha az enerji ile yapmaktır.
- \* Evimizde boşa yanan lambaları söndürmeyi unutmayalım.
- \* Bozuk musluklarımızı onaralım. Suyumuzun boşa akmasını önleyelim, izlediğimiz program süresince televizyonu ve radyoyu kapatalım.
- \* Kışın pencere yalıtımlarına daha çok özen gösterelim.
- \* Enerji tasarrufu konusunda öğrendiklerimizi, dinlediklerimizi ömür boyu uygulayalım.

# CSR ACTIVITIES



Sumitomo Rubber AKO  
Employees in the Field  
(01.03.2023)



Prioritised in Employment  
for Eartquake Victims  
(13.03.2023)



## Earthquake Affected Kids Drift Excitement (13.03.2023)



Kids who came to Kocaeli from the earthquake area, experienced the excitement of drift in Körfez race track, lead by the Driftherapy team, sponsored by Falken and hosted by TOSFED.



## 22 March World Water Day



A video/slide show was made in the cafeteria to raise awareness of employees on World Water Day.



## Iftar Dinner (05.04.2023)



Iftar Dinner was given to the people of Çankırı.



## Employees voluntarily donated blood to the Turkish Red Crescent. (15.06.2023)





## Sumitomo Rubber AKO Get Title of "Nutrition-Friendly and Physical Activity Supporting Workplace" (31.07.2023)



Sumitomo Rubber AKO has been awarded the title of "Nutrition-Friendly Workplace Supporting Physical Activity" with its contributions to the fight against obesity.





## This Time the Tires Have Turned for the Employees (21.09.2023)

Driftherapy, Turkey's Most Active Drift Team, Under the Main Sponsorship of Falken, Displayed Its Impressive Demonstrations for Factory Employees This Time.



**FALKEN**



**◆ SUMITOMO RUBBER AKO Lastik Sanayi ve Ticaret A.Ş.**

